

Monstera

TIM VAN DE WEERD

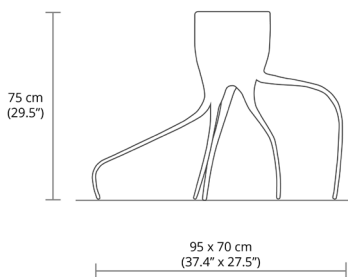
About:

The Monstera-plant pot - with its ornate roots - is an extension of the plant, rather than a separate object (which is also why the pots bear a botanical name). The design casts a new light on the otherwise rigid and oppressive traditional plant pot.

The fragile-looking legs of all three plant pots are made of steel bars. These are bent by hand to form the "roots" and moulded with industrial two-component clay. This approach gives the Monstera design its fragile look, yet it is unexpectedly strong and stable because of the chosen elaboration.

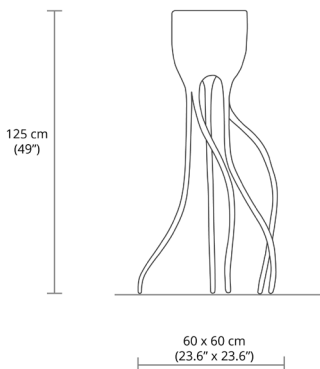
More information at:

timvandeweerd.com | info@timvandeweerd.nl



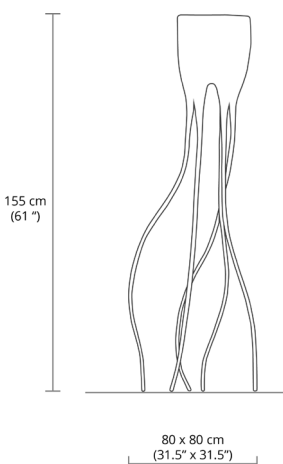
Monstera Fugiens

dimensions (hwxwd):	± 75 x 95 x 70 cm
inner pot:	ø 25 x 22 cm high
weight:	± 13 kg
materials:	steel frame, hand sculpted epoxy clay, high gloss coating.
colour:	white-grey
lead time:	8-10 weeks



Monstera Crescens

dimensions:	± 125 x 60 x 60 cm (hwxwd)
inner pot:	ø 25 x 22 cm high
weight:	± 15 kg
materials:	steel frame, hand sculpted epoxy clay, high gloss coating.
colour:	white-grey
lead time:	8-10 weeks



Monstera Magnifica

dimensions:	± 155 x 70 x 70 cm (hwxwd)
inner pot:	ø 25 x 22 cm high
weight:	± 17 kg
materials:	steel frame, hand sculpted epoxy clay, high gloss coating.
colour:	white-grey
lead time:	8-10 weeks

Shipping quote per pro forma invoice.